

## Telling Time

When you learn to read a clock, you will know how to tell time.  
Circle the type of clock you have in your home or classroom.




This is an **analog** clock.



This is a **digital** clock.

Both clocks say it is 12:00.

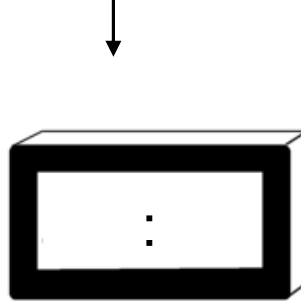



### Facts About Time

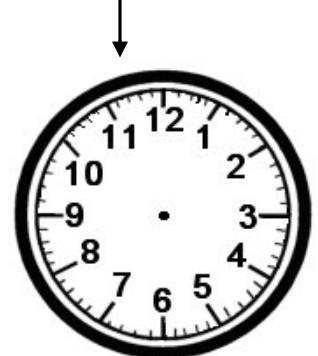
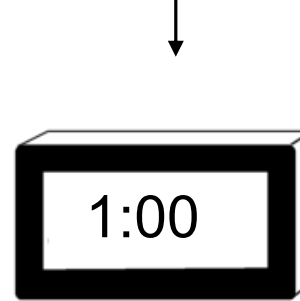
- 🕒 A clock with hands is an analog clock.
- 🕒 A clock with numbers only is a digital clock.
- 🕒 There are 24 hours in each day.
- 🕒 There are 60 minutes in each hour.
- 🕒 There are 60 seconds in each minute.
- 🕒 A.M. is time before noon.
- 🕒 P.M. is time after noon.

# Telling Time

Show this time on this clock.

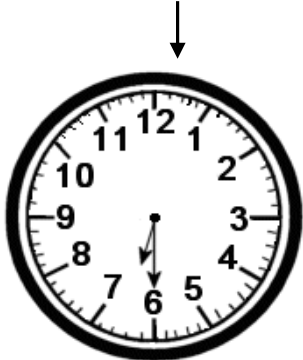


Show this time on this clock.

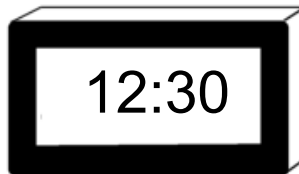


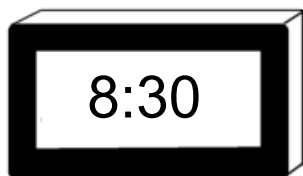
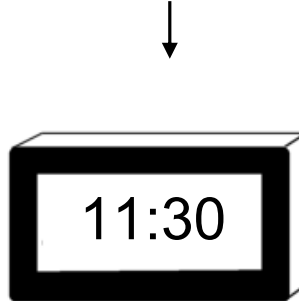


# Telling Time

Show this time on this clock.



Show this time on this clock.



# Telling Time

Write the answer to each question then draw that time on the clock.

---

1. The students at Pine Hill School get thirty minutes for lunch. Lunch period begins at 11:00. What time does it end?

Lunch period ends at \_\_\_\_\_:\_\_\_\_\_.



2. Mr. Brown leaves the office at 5:30. It takes him thirty minutes to get home. What time will Mr. Brown be home?

Mr. Brown will get home at \_\_\_\_\_:\_\_\_\_\_.



3. Sue Ann takes her dog for a walk every morning at 6:00. If they walk for thirty minutes, what time do they get home?


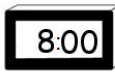

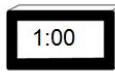



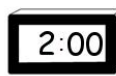








They will get home at \_\_\_\_\_:\_\_\_\_\_.



**Telling Time Worksheet B**  
 Item 1049-B

Telling Time

Show this time on this clock.      Show this time on this clock.





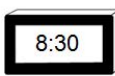







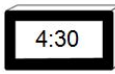



			
			
			
			

©2011 T. Smith Publishing. Used with permission.

**Telling Time Worksheet C**  
 Item 1049-C

Telling Time

Show this time on this clock.      Show this time on this clock.

©2011 T. Smith Publishing. Used with permission.

**Telling Time Worksheet C**  
 Item 1049-C


Telling Time

Write the answer to each question then draw that time on the clock.

---

1. The students at Pine Hill School get thirty minutes for lunch. Lunch period begins at 11:00. What time does it end?


Lunch period ends at 11:30



---

2. Mr. Brown leaves the office at 5:30. It takes him thirty minutes to get home. What time will Mr. Brown be home?


Mr. Brown will get home at 6:00



---

3. Sue Ann takes her dog for a walk every morning at 6:00. If they walk for thirty minutes, what time do they get home?

They will get home at 6:30



---

©2011 T. Smith Publishing. Used with permission.