

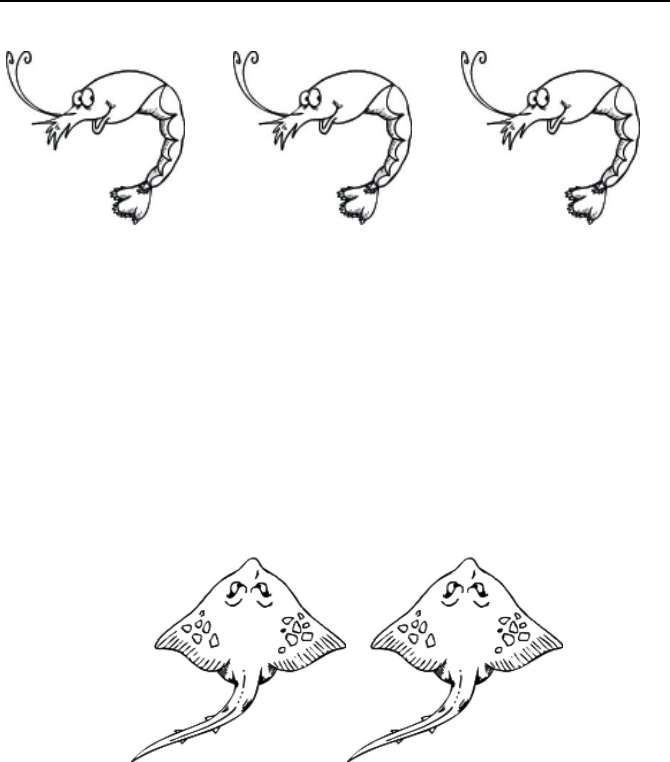
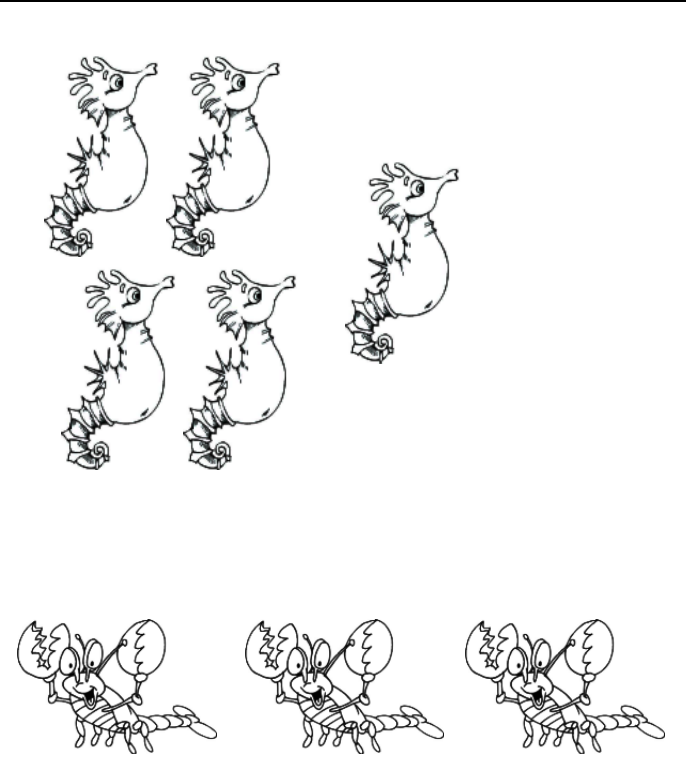


More or Less

Worksheet 1

Look at the sea creatures in each box. Color the group that has more.

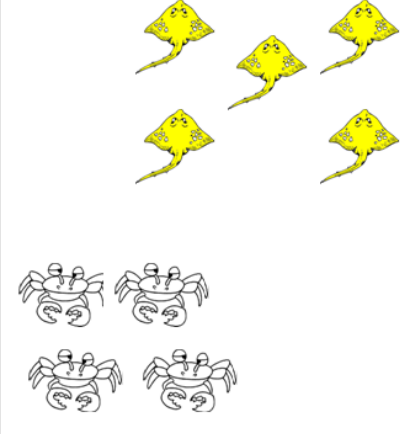
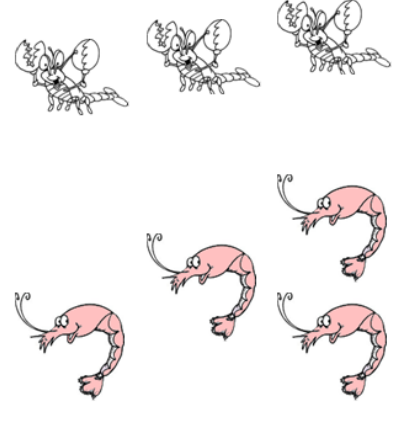

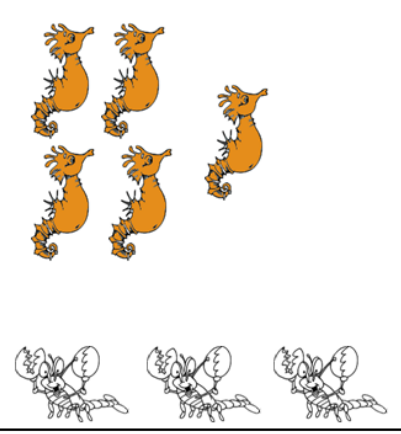
 <p>A box containing two groups of sea creatures. The top group consists of five stingrays arranged in two rows (three in the top row, two in the bottom row). The bottom group consists of four crabs arranged in two rows of two.</p>	 <p>A box containing two groups of sea creatures. The top group consists of three scorpions arranged in a horizontal row. The bottom group consists of four shrimp arranged in two rows of two.</p>
 <p>A box containing two groups of sea creatures. The top group consists of three shrimp arranged in a horizontal row. The bottom group consists of two stingrays arranged in a horizontal row.</p>	 <p>A box containing two groups of sea creatures. The top group consists of five seahorses arranged in two rows (two in the top row, three in the bottom row). The bottom group consists of three scorpions arranged in a horizontal row.</p>

Name _____

More or Less Worksheet 1
Sea creatures

More or Less
Worksheet 1

Look at the sea creatures in each box. Color the group that has more.

Copyright ©2011 T. Smith Publishing. All rights reserved. www.tlsbooks.com
Graphics ©2011 JupiterImages Corp.