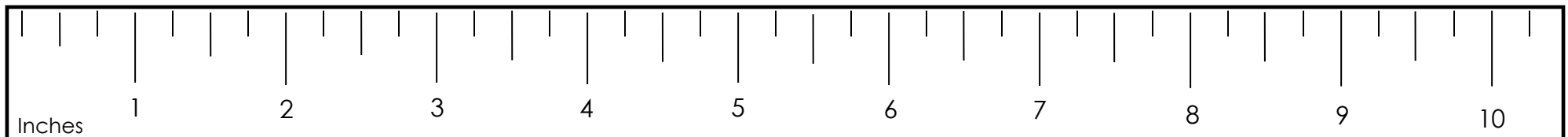
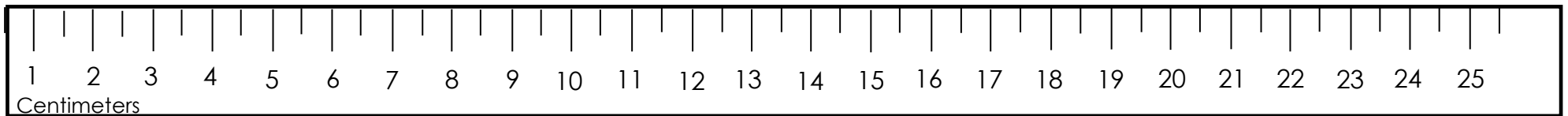



Taking Measurements

Cut out the rulers on this page with scissors. Use the rulers to measure the objects on the next page. Measure each object with the inches ruler and the centimeter ruler. Take your measurements as accurately as you can by using the $\frac{1}{4}$, $\frac{1}{2}$, and $\frac{3}{4}$ inch marks. When using the centimeter ruler, use the $\frac{1}{2}$ centimeter marks where needed.

Did you know?

- There are 2.54 centimeters in an inch.
- There are 12 inches in a foot.
- There are 100 centimeters in a meter.
- There are 36 inches in a yard.




Taking Measurements

Worksheet 2

Measure the objects below to the nearest $\frac{1}{4}$ inch and nearest $\frac{1}{2}$ centimeter.

1. _____ centimeters _____ inches




2. _____ centimeters _____ inches



3. _____ centimeters _____ inches



4. _____ centimeters _____ inches




Taking Measurements

Worksheet 2

Measure the objects below to the nearest $\frac{1}{4}$ inch and nearest $\frac{1}{2}$ centimeter.

1. **9 $\frac{1}{2}$** centimeters **3 $\frac{3}{4}$** inches



2. **6** centimeters **2 $\frac{1}{2}$** inches



3. **4 $\frac{1}{2}$** centimeters **1 $\frac{3}{4}$** inches



4. **12 $\frac{1}{2}$** centimeters **5** inches

