

# Fractions



This rectangle is divided into three equal parts.

One part of the rectangle is shaded.

You write the *fraction*  $\frac{1}{3}$  to show what part of the rectangle is shaded.

You read  $\frac{1}{3}$  as *one third*.



This rectangle is divided into four equal parts.

Two parts of the rectangle are shaded.

You write the *fraction*  $\frac{2}{4}$  to show what part of the rectangle is shaded.

You read  $\frac{2}{4}$  as *two fourths*.

Write the fraction for each shaded part



\_\_\_\_\_

2




\_\_\_\_\_

6



\_\_\_\_\_

6




\_\_\_\_\_

4



\_\_\_\_\_

8



\_\_\_\_\_

3



\_\_\_\_\_

8




\_\_\_\_\_

2




\_\_\_\_\_


4



shade  
 $\frac{5}{6}$



shade  
 $\frac{1}{4}$



shade  
 $\frac{7}{8}$

# Fractions




This rectangle is divided into three equal parts.

One part of the rectangle is shaded.

You write the *fraction*  $\frac{1}{3}$  to show what part of the rectangle is shaded.

You read  $\frac{1}{3}$  as *one third*.



This rectangle is divided into four equal parts.

Two parts of the rectangle are shaded.

You write the *fraction*  $\frac{2}{4}$  to show what part of the rectangle is shaded.

You read  $\frac{2}{4}$  as *two fourths*.

Write the fraction for each shaded part




$$\frac{1}{2}$$



$$\frac{3}{6}$$




$$\frac{2}{6}$$



$$\frac{3}{4}$$



$$\frac{4}{8}$$




$$\frac{2}{3}$$



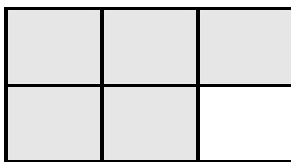
$$\frac{4}{8}$$



$$\frac{1}{2}$$



$$\frac{2}{4}$$



shade  $\frac{5}{6}$



shade  $\frac{1}{4}$



shade  $\frac{7}{8}$