


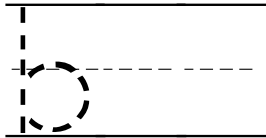
Ending Consonants

Worksheet 1

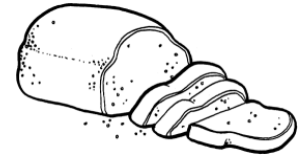

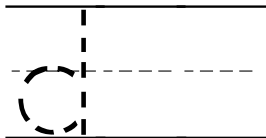
b, d, f, g

Say the letter at the beginning of each row. Trace the dotted letter, and then write the letter on the line. Color the picture that ends with the sound of the letter you wrote.

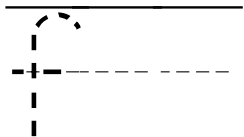
b




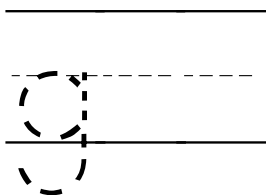
d



f



g




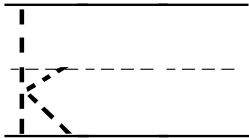
Ending Consonants

Worksheet 2


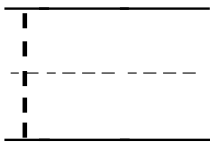
k, l, m, n

Say the letter at the beginning of each row. Trace the dotted letter, and then write the letter on the line. Color the picture that ends with the sound of the letter you wrote.

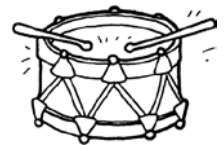

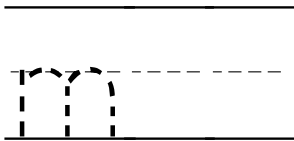
k



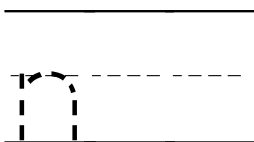
l



m



n



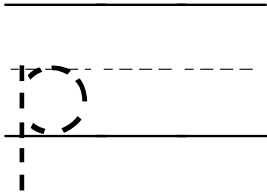
Ending Consonants

Worksheet 3

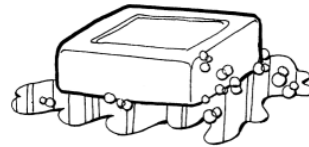

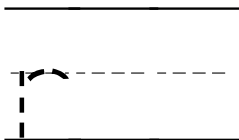
p, r, s, t

Say the letter at the beginning of each row. Trace the dotted letter, and then write the letter on the line. Color the picture that ends with the sound of the letter you wrote.

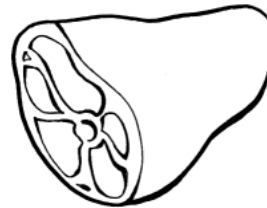

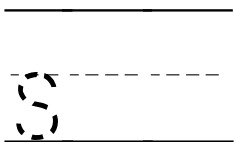
p



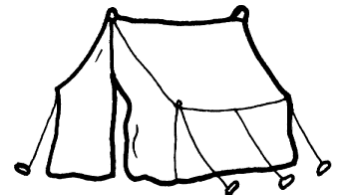

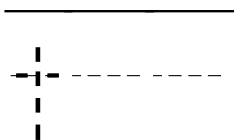
r



s







t











Ending Consonants, b, d, f, g
Worksheet 1
Item 3712-1





Ending Consonants
Worksheet 1
b, d, f, g

Say the letter at the beginning of each row. Trace the dotted letter, and then write the letter on the line. Color the picture that ends with the sound of the letter you wrote.

b    

d    

f    

g    

Copyright ©2008, 2012 T. Smith Publishing
www.tlsbooks.com
Graphics ©2012 JupiterImages Corp.

Color the **crab**.

Color the **bread**.

Color the **leaf**.

Color the **mug**.





Ending Consonants b, d, f, g





- **b**: crab, hammer, bucket
- **d**: robot, cat, bread
- **f**: tent, leaf, dog
- **g**: mug, bird,





Ending Consonants, k, l, m, n
Worksheet 2
Item 3712-2





Ending Consonants
Worksheet 2
k, l, m, n

Say the letter at the beginning of each row. Trace the dotted letter, and then write the letter on the line. Color the picture that ends with the sound of the letter you wrote.

k    

l    

m    

n    

Copyright ©2008, 2012 T. Smith Publishing
www.tlsbooks.com
Graphics ©2012 JupiterImages Corp.

Color the **shark**.

Color the **ball**.

Color the **drum**.

Color the **fan**.





Ending Consonants k, l, m, n





- **k**: umbrella, strawberry, shark
- **l**: ball, pirate, goat
- **m**: shirt, hippopotamus, drum
- **n**: fan, truck, dog





Ending Consonants, p, r, s, t
Worksheet 3
Item 3712-3





Ending Consonants
Worksheet 3
p, r, s, t

Say the letter at the beginning of each row. Trace the dotted letter, and then write the letter on the line. Color the picture that ends with the sound of the letter you wrote.

p    

r    

s    

t    

Copyright ©2008, 2012 T. Smith Publishing
www.tlsbooks.com
Graphics ©2012 JupiterImages Corp.

Color the **cap**.

Color the **bear**.

Color the **dress**.

Color the **tent**.

Ending Consonants p, r, s, t

- **p**: fox, cap, book
- **r**: lamp, soap, bear
- **s**: dress, ham, dog
- **t**: bed, kangaroo, tent