



Draw the Time

Worksheet 9


Draw hands on each clock face to reflect the proper time.



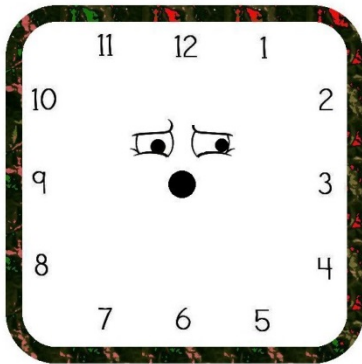
4:05



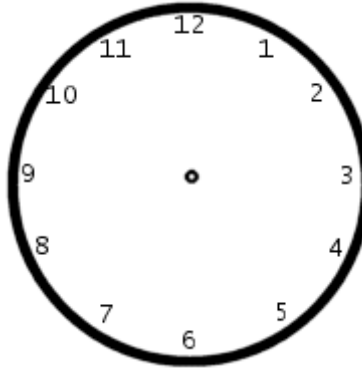
6:25




12:50




7:00




2:35




9:15



11:45



2:10



7:30

Skill: showing time on an analog clock at five-minute intervals.

Copyright © 2019 T. Smith Publishing.

<https://www.tlsbooks.com>

Graphics © 2019 BigStock