



# Draw the Time

## Worksheet 5


Draw hands on each clock face to reflect the proper time.



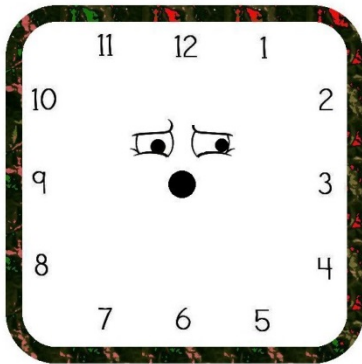
4:30



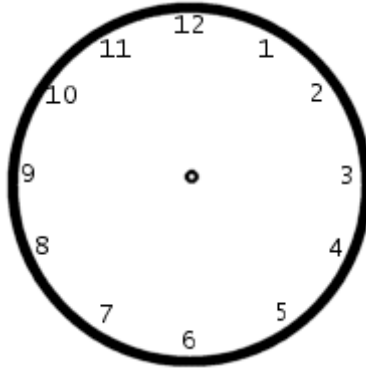
7:30




12:00




8:00




3:00




10:30



11:30



5:00



9:00

Skill: showing time on an analog clock at the hour and half hour.

Copyright © 2019 T. Smith Publishing.

<https://www.tlsbooks.com>

Graphics © 2019 BigStock