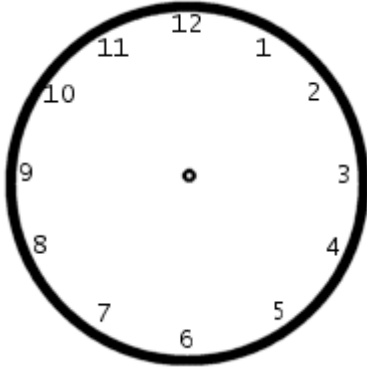


# Draw the Time

## Worksheet 4


Draw hands on each clock face to reflect the proper time.



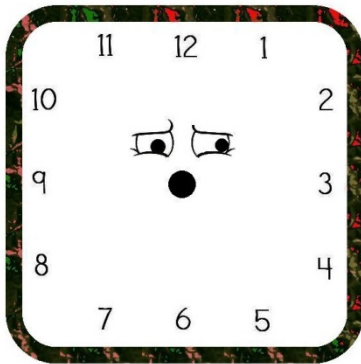
6:00




9:30



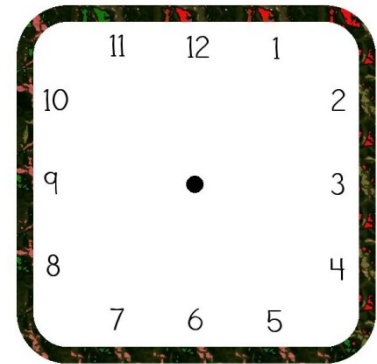
1:30




5:00




8:30



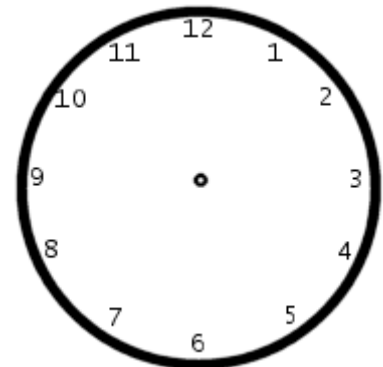
10:00



6:30



1:00



11:00

Skill: showing time on an analog clock at the hour and half hour.

Copyright © 2019 T. Smith Publishing.