



Draw the Time

Worksheet 3


Draw hands on each clock face to reflect the proper time.




12:30



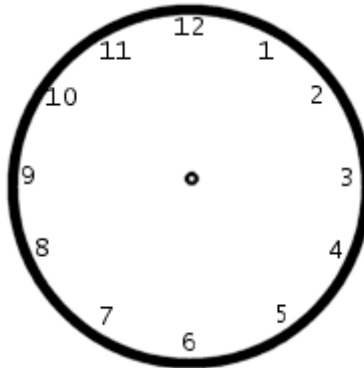
3:00



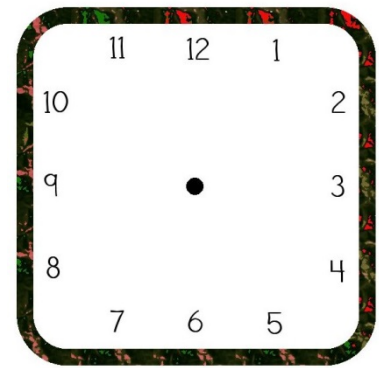
5:30




4:00



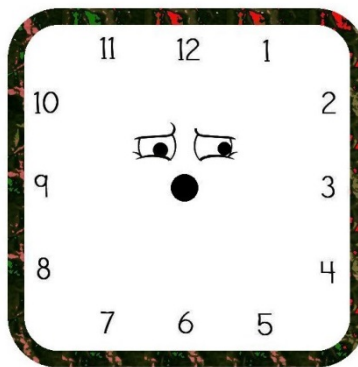
6:30




8:00



10:30



7:00



2:30

Skill: showing time on an analog clock at the hour and half hour.

Copyright © 2019 T. Smith Publishing.