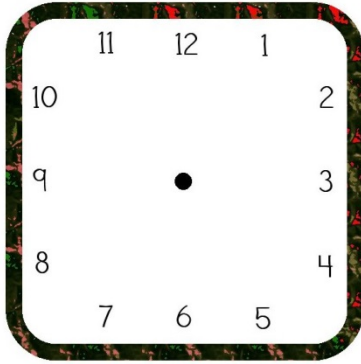



Draw the Time

Worksheet 21


Draw hands on each clock face to reflect the proper time.



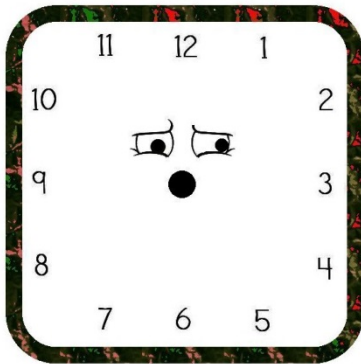
1:50



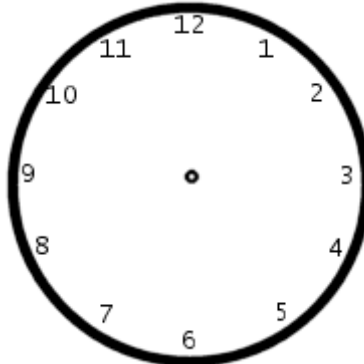
8:25




4:20




3:50




9:55




9:25



10:15



3:45



12:30

Skill: showing time on an analog clock at five-minute intervals.

Copyright © 2019 T. Smith Publishing.

<https://www.tlsbooks.com>

Graphics © 2019 BigStock