



Draw the Time

Worksheet 20


Draw hands on each clock face to reflect the proper time.




11:40



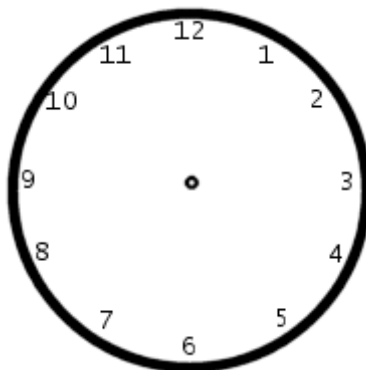
8:20



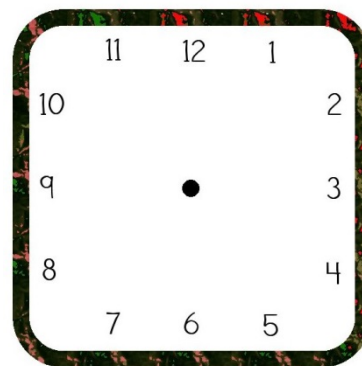
2:55




9:10



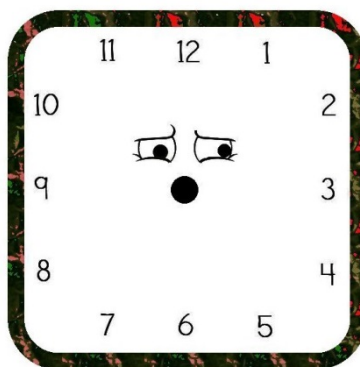
3:40




2:50



3:35



9:50



8:35

Skill: showing time on an analog clock at five-minute intervals.

Copyright © 2019 T. Smith Publishing.

<https://www.tlsbooks.com>

Graphics © 2019 BigStock