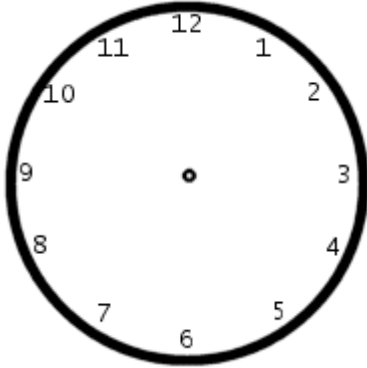



Draw the Time

Worksheet 19


Draw hands on each clock face to reflect the proper time.



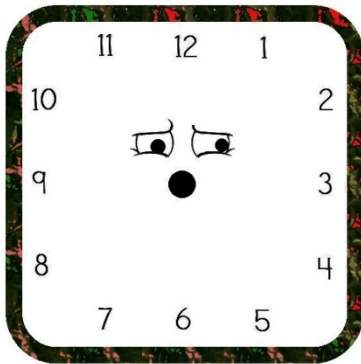
6:55




1:35



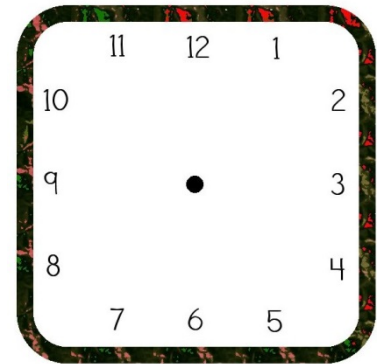
5:10




10:40




4:10



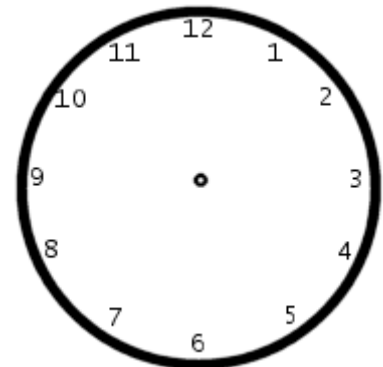
10:05



9:05



7:25



9:45

Skill: showing time on an analog clock at five-minute intervals.

Copyright © 2019 T. Smith Publishing.

<https://www.tlsbooks.com>

Graphics © 2019 BigStock