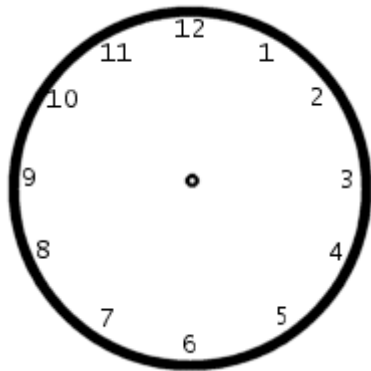



Draw the Time

Worksheet 16


Draw hands on each clock face to reflect the proper time.



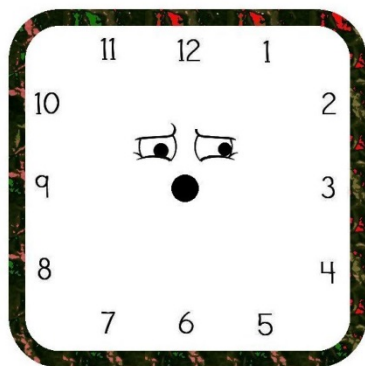
4:35




10:50



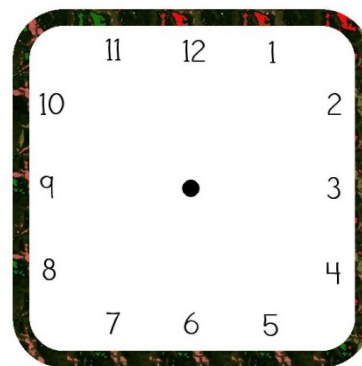
12:55




6:45




8:05



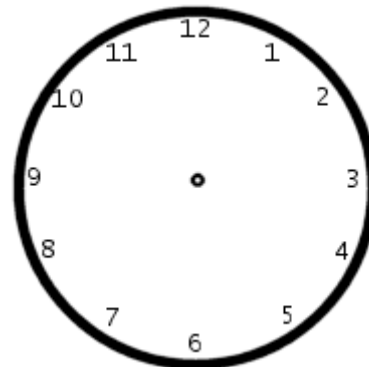
11:25



6:00



5:20



2:30

Skill: showing time on an analog clock at five-minute intervals.

Copyright © 2019 T. Smith Publishing.

<https://www.tlsbooks.com>

Graphics © 2019 BigStock