



Draw the Time

Worksheet 15

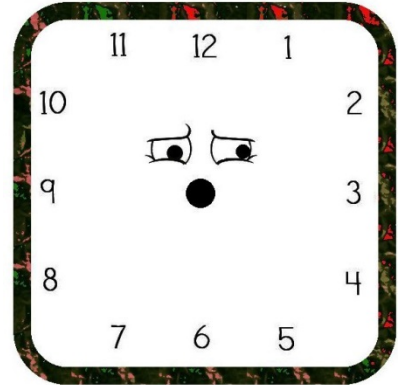
Draw hands on each clock face to reflect the proper time.




1:00




5:05




11:20



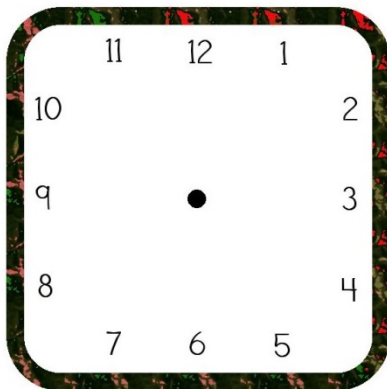
6:10




8:50




3:25



10:40



6:30



4:55