



Draw the Time

Worksheet 14


Draw hands on each clock face to reflect the proper time.



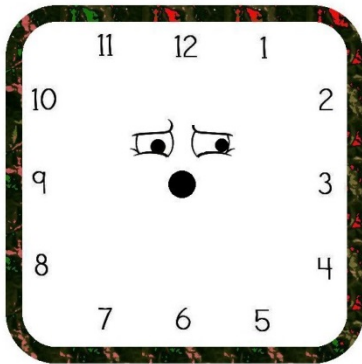
4:15



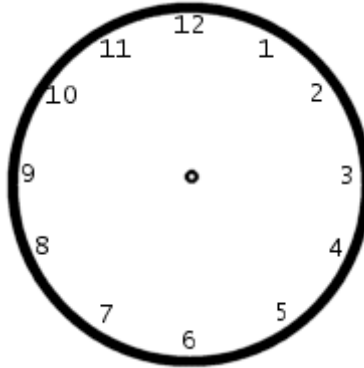
10:10




3:20




12:25




7:05




5:40



10:35



2:30



11:00

Skill: showing time on an analog clock at five-minute intervals.

Copyright © 2019 T. Smith Publishing.

<https://www.tlsbooks.com>

Graphics © 2019 BigStock