


Draw the Time

Worksheet 13


Draw hands on each clock face to reflect the proper time.




5:30



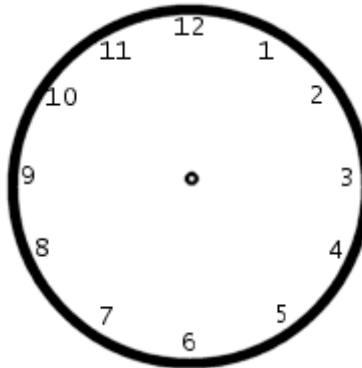
11:10



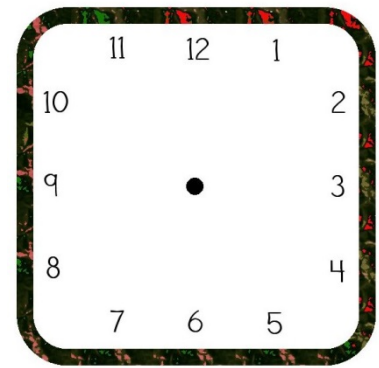
1:25




2:20



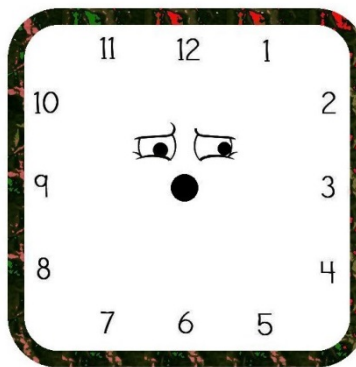
8:40




4:25



6:50



12:35



3:00

Skill: showing time on an analog clock at five-minute intervals.

Copyright © 2019 T. Smith Publishing.

<https://www.tlsbooks.com>

Graphics © 2019 BigStock