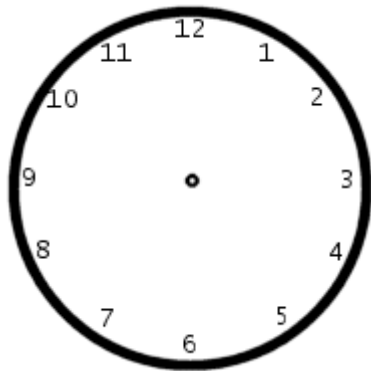



Draw the Time

Worksheet 12


Draw hands on each clock face to reflect the proper time.



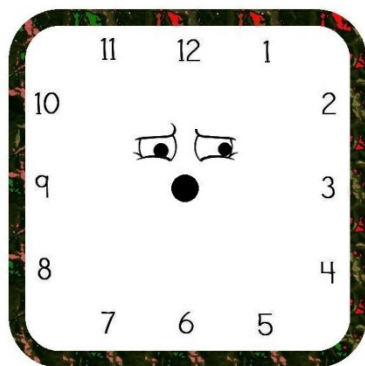
11:55




6:20



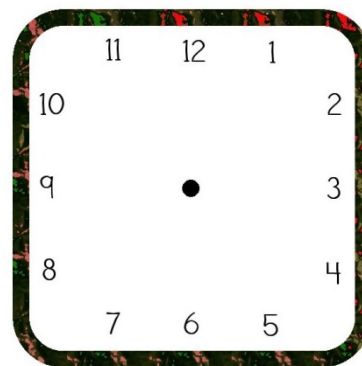
2:00




5:35




3:05



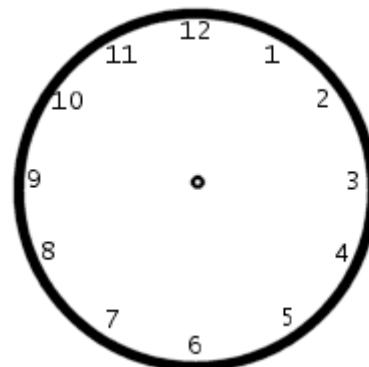
9:30



10:25



1:10



7:50

Skill: showing time on an analog clock at five-minute intervals.

Copyright © 2019 T. Smith Publishing.

<https://www.tlsbooks.com>

Graphics © 2019 BigStock