



brown  
green  
orange  
purple  
red  
yellow

# The Color of Vegetables

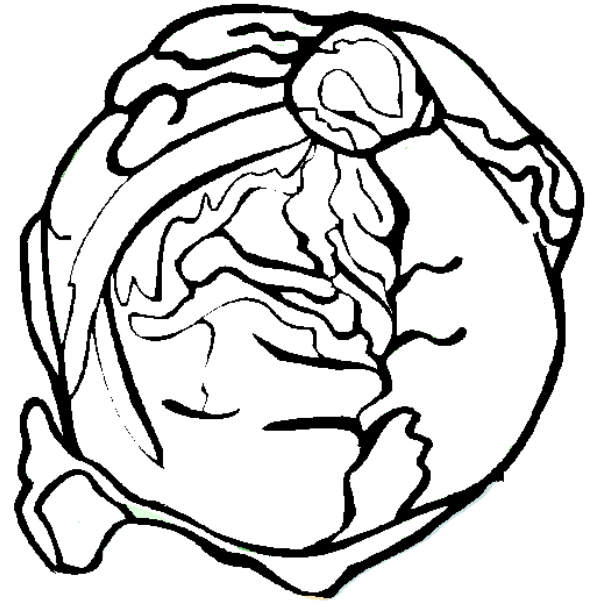




Peas are green.  
Color the peas.

\_\_\_\_\_

green



Some cabbage is purple.  
Color the cabbage.

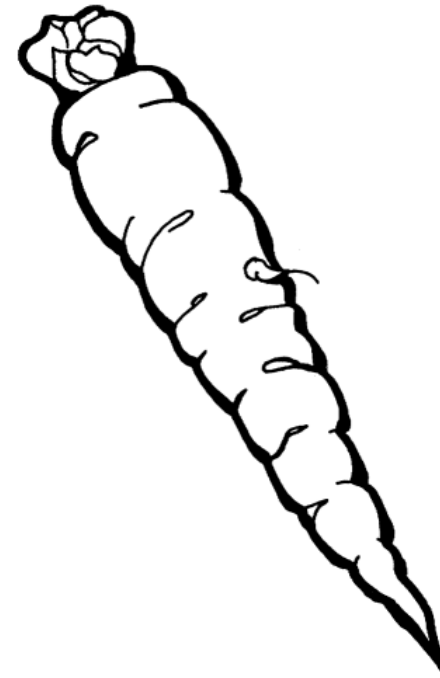
\_\_\_\_\_

purple




Some radishes are red.  
Color the radish.

red



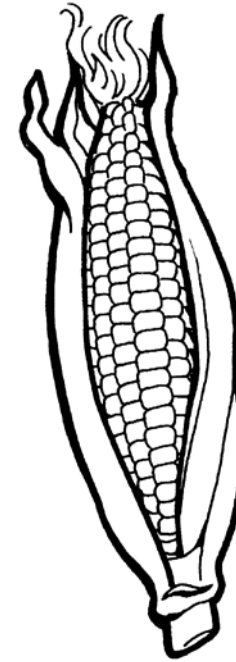
This carrot is orange.  
Color the carrot.

orange



This potato is brown.  
Color the potato.

brown



Some corn is yellow.  
Color the corn.

yellow

## Assembly Instructions.

- A. Print all pages.
- B. Fold each page in half, with the blank sides facing each other (pictures out).
- C. Optional: Trim a scant 1/8 inch off the open side of folded **inside pages**. (DO NOT trim the cover page.)
- D. Insert the three inner pages inside the cover (folded edge to the outside, open edges fit directly into the crease or fold of the cover).
- E. Staple approximately  $\frac{1}{4}$  inch from the left side of the front cover.  
Note: If you prefer not to staple the book, use a hole punch and string to secure the inside pages to the cover.