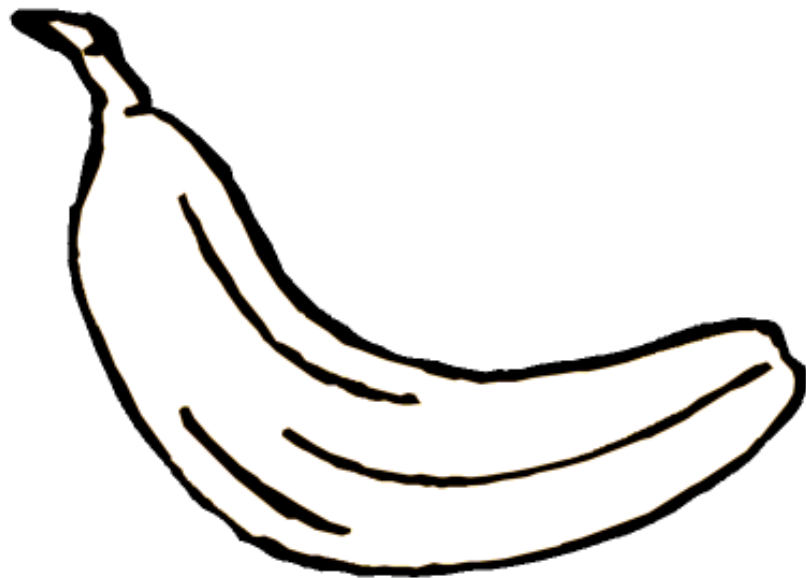


blue
green
orange
purple
red
yellow


The Color of Fruit






A banana is yellow.
Color the banana.

yellow




An orange is orange.
Color the orange.

orange



Some apples are red.
Color the apple.

red



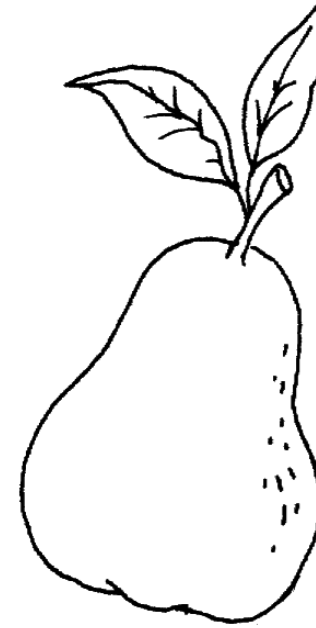
Some grapes are purple.
Color the grapes.

purple



The blueberries are blue.
Color the blueberries.

blue



This pear is green.
Color the pear.

green

Assembly Instructions.

- A. Print all pages.
- B. Fold each page in half, with the blank sides facing each other (pictures out).
- C. Optional: Trim a scant 1/8 inch off the open side of folded **inside pages**. (DO NOT trim the cover page.)
- D. Insert the three inner pages inside the cover (folded edge to the outside, open edges fit directly into the crease or fold of the cover).
- E. Staple approximately $\frac{1}{4}$ inch from the left side of the front cover.
Note: If you prefer not to staple the book, use a hole punch and string to secure the inside pages to the cover.