

Beginning Fractions

Worksheet 5

Read and follow the directions.

1. Divide the rectangle into fifths.

Shade three fifths.


What fractional part is not shaded? _____



2. Divide the square into two equal parts.

Shade one part.


What fractional part is not shaded? _____



3. Divide the square into fourths.

Shade three parts.

What fractional part is not shaded? _____



4. Divide the rectangle into thirds.

Shade one part.

What fractional part is not shaded? _____



5. Divide the rectangle into fourths.

Shade three parts.


What fractional part is not shaded? _____



6. Divide the square into fourths.

Shade one part.

What fractional part is not shaded? _____



Beginning Fractions

Worksheet 5

Read and follow the directions.

1. Divide the rectangle into fifths.

Shade three fifths.

What fractional part is not shaded?

$$\frac{2}{5}$$

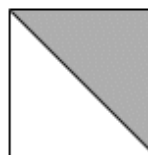


2. Divide the square into two equal parts.

Shade one part.

What fractional part is not shaded?

$$\frac{1}{2}$$

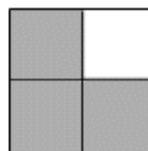


3. Divide the square into fourths.

Shade three parts.

What fractional part is not shaded?

$$\frac{1}{4}$$



4. Divide the rectangle into thirds.

Shade one part.

What fractional part is not shaded?

$$\frac{2}{3}$$




5. Divide the rectangle into fourths.

Shade three parts.

What fractional part is not shaded?

$$\frac{1}{4}$$



6. Divide the square into fourths.

Shade one part.

What fractional part is not shaded?

$$\frac{3}{4}$$

