

Beginning Fractions

Worksheet 4

Read and follow the directions.

1. Divide the rectangle into thirds.

Shade two thirds.

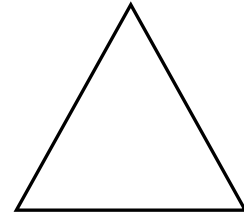
What fractional part is not shaded? _____



2. Divide the triangle into two equal parts.

Shade one part.


What fractional part is not shaded? _____



3. Divide the square into fourths.

Shade three parts.


What fractional part is not shaded? _____



4. Divide the circle in half.

Shade one part.

What fractional part is not shaded? _____



5. Divide the rectangle into fourths.

Shade two parts.

What fractional part is not shaded? _____



6. Divide the square into thirds.

Shade one part.

What fractional part is not shaded? _____



Beginning Fractions

Worksheet 4

Read and follow the directions.

1. Divide the rectangle into thirds.

Shade two thirds.

What fractional part is not shaded?

$$\frac{1}{3}$$

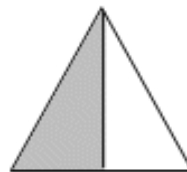


2. Divide the triangle into two equal parts.

Shade one part.

What fractional part is not shaded?

$$\frac{1}{2}$$

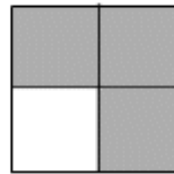


3. Divide the square into fourths.

Shade three parts.

What fractional part is not shaded?

$$\frac{1}{4}$$

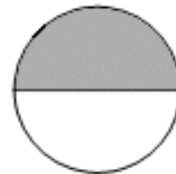


4. Divide the circle in half.

Shade one part.

What fractional part is not shaded?

$$\frac{1}{2}$$




5. Divide the rectangle into fourths.

Shade two parts.

What fractional part is not shaded?

$$\frac{2}{4}$$



6. Divide the square into thirds.

Shade one part.

What fractional part is not shaded?

$$\frac{2}{3}$$

