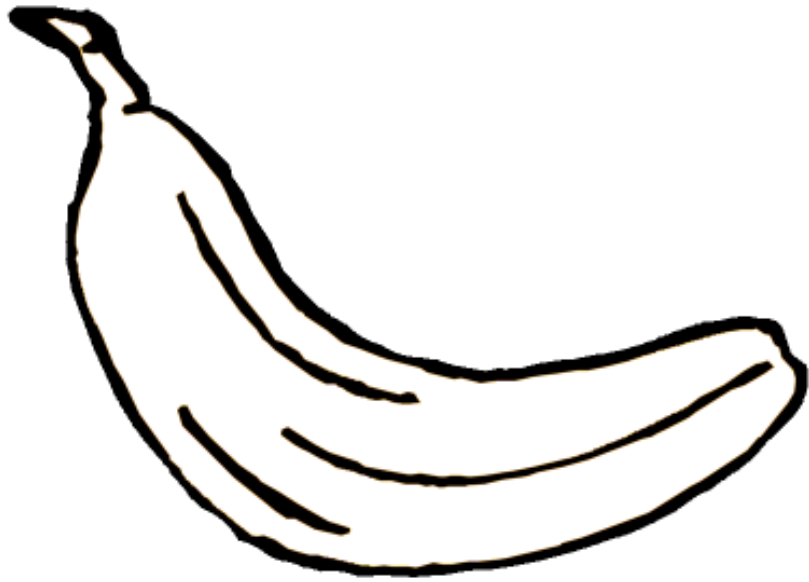



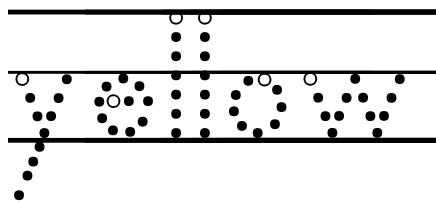
blue  
green  
orange  
purple  
red  
yellow

# The Color of Fruit

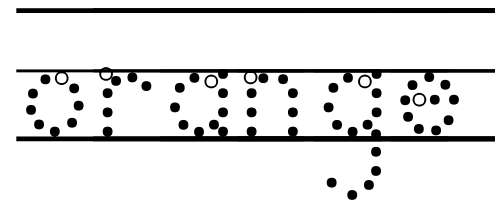





A banana is yellow.  
Color the banana.


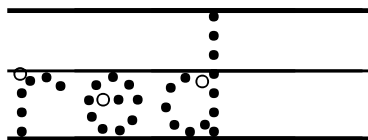


An orange is orange.  
Color the orange.

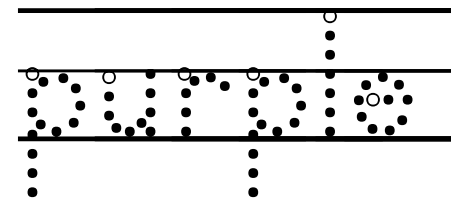




Some apples are red.  
Color the apple.

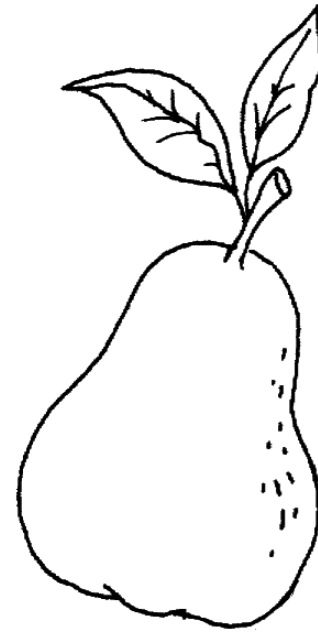
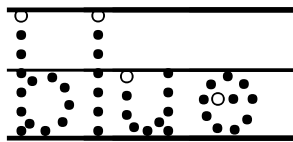


Some grapes are purple.  
Color the grapes.

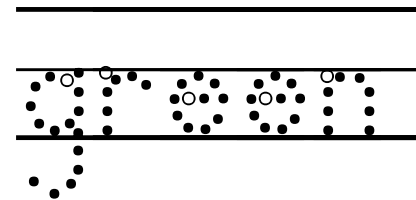




The blueberries are blue.  
Color the blueberries.



Some pears are green.  
Color the pear.



## Assembly instructions.

- A. Print all pages.
- B. Fold each page in half with blank sides facing each other (pictures out).
- C. Insert the three inner pages inside the cover (folded edge to the outside, open edges fit directly into the crease or fold of the cover).
- D. Staple approximately  $\frac{1}{4}$  inch from the left side of the front cover.  
Note: If you prefer not to staple, use a hole punch and string to secure the inside pages to the cover.