












Secret Message



Follow the directions.

1. Print the letters **n** and **e** (in that order) above the double curved lines. 
2. Print the letter **g** above the line. 
3. Print the letter **a** inside each triangle. 
4. Print the letter **l** on each arrow. 
5. Print the letter **y** after the letter **g**.
6. Print a letter **b** above the double arrows. 
7. Print the letter **r** inside each circle. 
8. Print the letter **e** inside each square. 
9. Print the word **is** on the double lines. 
10. Print a letter **s** above the arrow. 
11. Print a letter **w** inside the sun. 
12. Print the letter **o** after the letter **s** and before the letter **l**.

Write the entire message below using the proper punctuation.

Secret Message worksheet 1 answer key.

Solar energy is renewable.

When writing the message with proper punctuation, the letter **s** in solar should be capitalized and a period (.) should be at the end of the sentence.