


Make a pizza with one piece of pepperoni.



Copyright ©2007 T. Smith Publishing. All rights reserved




www.tlsbooks.com
Graphics ©2007 JupiterImages Corp.

Make a pizza with two pieces of pepperoni.




Copyright ©2007 T. Smith Publishing. All rights reserved



www.tlsbooks.com
Graphics ©2007 JupiterImages Corp.


Make a pizza with three pieces of pepperoni.



Copyright ©2007 T. Smith Publishing. All rights reserved

www.tlsbooks.com
Graphics ©2007 JupiterImages Corp.


Make a pizza with four pieces of pepperoni.



Copyright ©2007 T. Smith Publishing. All rights reserved

www.tlsbooks.com
Graphics ©2007 JupiterImages Corp.


Make a pizza with five pieces of pepperoni.



Copyright ©2007 T. Smith Publishing. All rights reserved

www.tlsbooks.co
Graphics ©2007 JupiterImages Corp


Make a pizza with six pieces of pepperoni.



Copyright ©2007 T. Smith Publishing. All rights reserved

www.tlsbooks.com
Graphics ©2007 JupiterImages Corp.


Make a pizza with seven pieces of pepperoni.



Copyright ©2007 T. Smith Publishing. All rights reserved

www.tlsbooks.com
Graphics ©2007 JupiterImages Corp


Make a pizza with eight pieces of pepperoni.



Copyright ©2007 T. Smith Publishing. All rights reserved

www.tlsbooks.com
Graphics ©2007 JupiterImages Corp.


Make a pizza with nine pieces of pepperoni.



Copyright ©2007 T. Smith Publishing. All rights reserved

www.tlsbooks.com
Graphics ©2007 JupiterImages Corp.


Make a pizza with ten pieces of pepperoni.



Copyright ©2007 T. Smith Publishing. All rights reserved

www.tlsbooks.com
Graphics ©2007 JupiterImages Corp.

Pepperoni




Pizza

A count to ten book.

Copyright ©2007 T. Smith Publishing. All rights reserved
Back cover.

www.tlsbooks.com
Graphics ©2007 JupiterImages

Pepperoni pieces for the Pepperoni Pizza booklet.

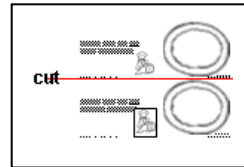


Copyright ©2007 T. Smith Publishing. All rights reserved

www.tlsbooks.com
Graphics ©2007 JupiterImages

Instructions for Pepperoni Pizza booklet.

- Print pages.
- Cut pages in half as shown.
- Collate and secure the left side with staples or punch holes and use string.
- Depending on the skill level of child, provide them with a sheet of pepperoni pieces for them to cut and paste in place. (This book can also be completed by instructing the child to draw pepperoni pieces on each pizza.)



If you would like to use this booklet in the classroom, print on card stock and glue velcro on each pepperoni piece and glue velcro on each pizza to correspond to the number.

Copyright ©2007 T. Smith Publishing. All rights reserved

www.tlsbooks.com
Graphics ©2007 JupiterImages