







Trace and Print Letter B

Trace each letter then practice printing each letter five times.



Trace each word then print each word on the line.



Trace and Print Letter B Font Information

A note about the handwriting fonts used in this activity.

www.tlsbooks.com has purchased a license from <http://www.educationalfontware.com> that allows us to use their fonts for worksheets we produce.

The OZ Manuscript style font used in this document is a trademark of Educational Fontware, Inc (EFI).

The OZ Manuscript font is similar to Zaner-Bloser Traditional©-style font. OZ Manuscript font (by EFI) is not endorsed by Zaner-Bloser©.

All worksheets are intended to supplement educational materials your child is currently using.