




Halloween Count and Color #3



How many  s? _____

How many  s? _____

Color the  s blue.

Color the  s red.

How many  s? _____

How many  s? _____

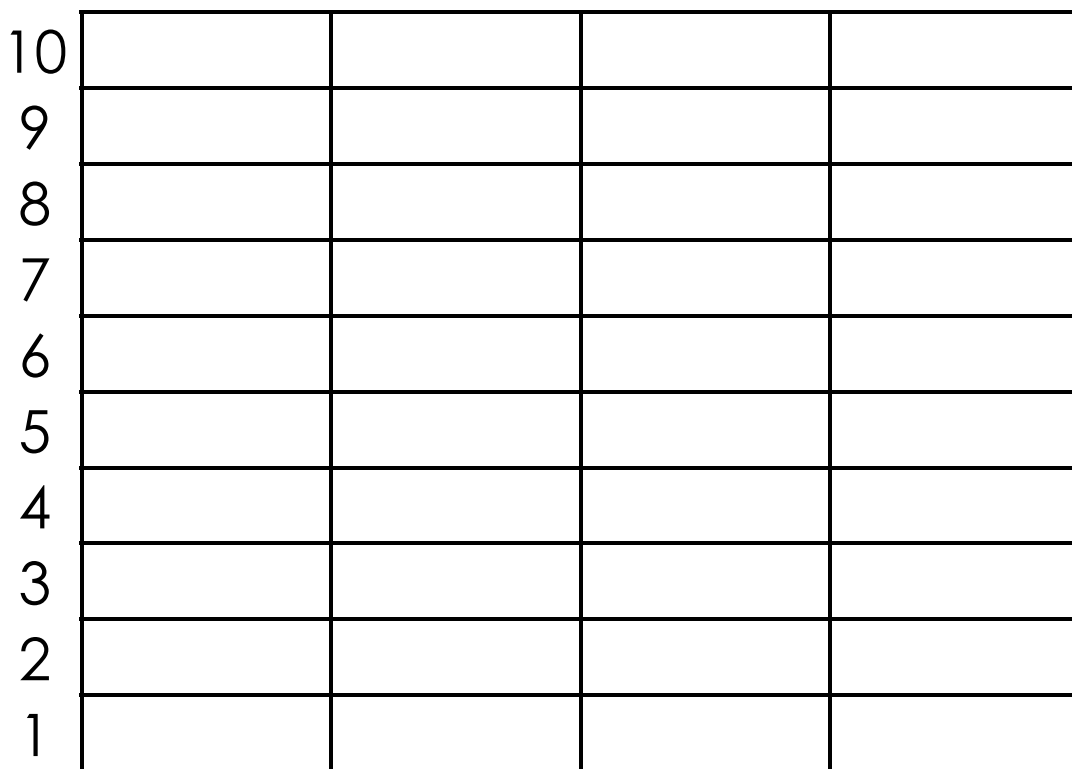
Color the  s orange.

Color the  s purple.

Halloween Count and Color #4


Graphing Activity


Color the graph to show how many Halloween objects are on your worksheet.





Draw a spooky Halloween picture below.


Halloween Count and Color





How many  s? 4


Color the  s blue.


How many  s? 3

Color the  s red.

How many  s? 4

Color the  s orange.





How many  s? 3

Color the  s purple.

Halloween Count and Color #3 Graphing Activity

Color the graph to show how many Halloween objects are on your worksheet.

10				
9				
8				
7				
6				
5				
4				
3				
2				
1				

Draw a spooky Halloween picture below.