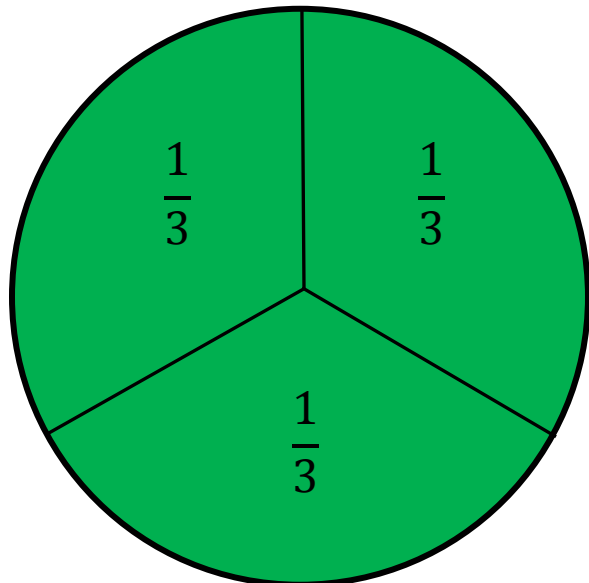
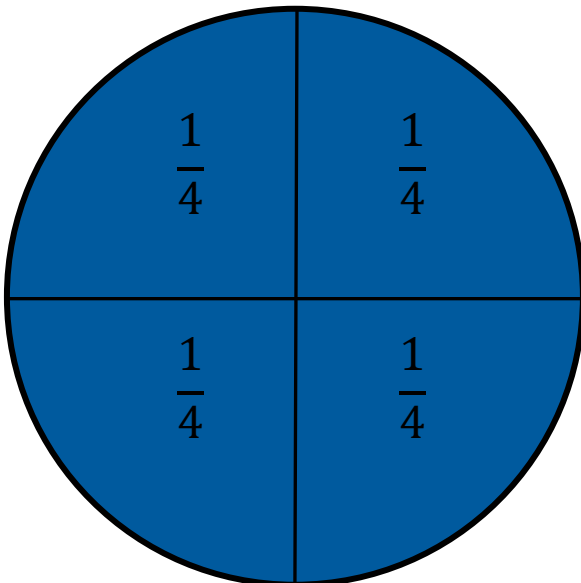
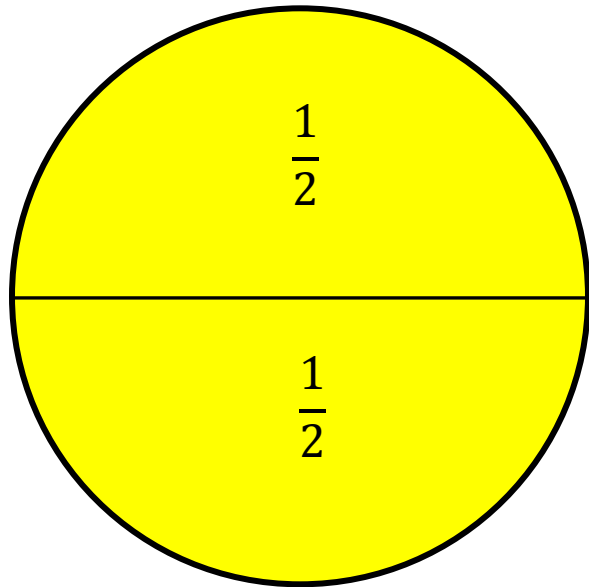





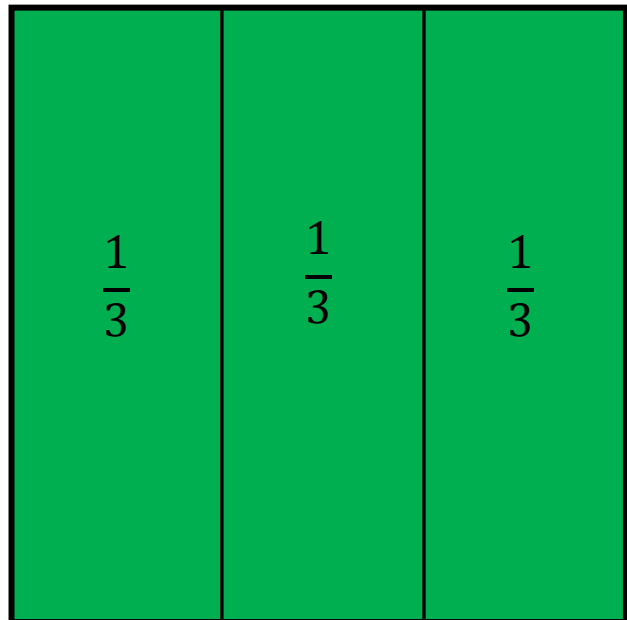
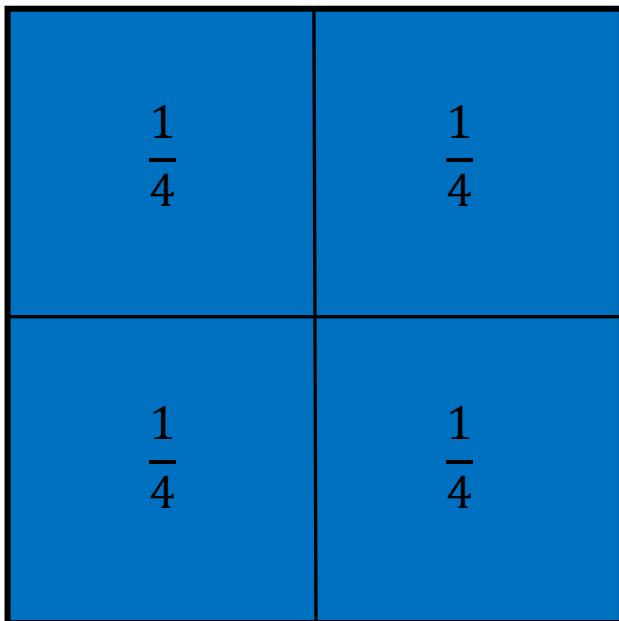




# Fraction Manipulatives

**Instructions.** Print the following pages, laminate, and cut along solid lines. Use these fraction manipulatives as an introduction to fractions or for the student who is having difficulty understanding fractions.







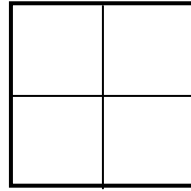
# Fractions

Follow the directions.




1. Color  $\frac{1}{3}$  green.



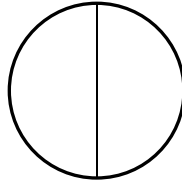
2. Color  $\frac{1}{4}$  yellow.




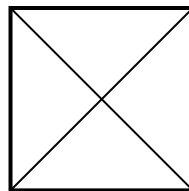

3. Divide each square into halves.



4. Color  $\frac{1}{2}$  red and  $\frac{1}{2}$  blue.



5. Label each portion of the shapes using  $\frac{1}{4}$ ,  $\frac{1}{3}$ , or  $\frac{1}{2}$ .




# Fractions

Follow the directions.

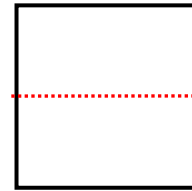
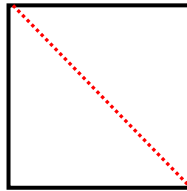
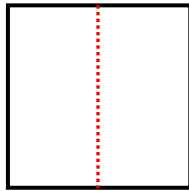
1. Color  $\frac{1}{3}$  green.



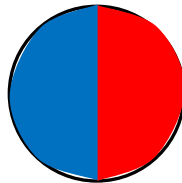
2. Color  $\frac{1}{4}$  yellow.



3. Divide each square into halves.



4. Color  $\frac{1}{2}$  red and  $\frac{1}{2}$  blue.



5. Label each portion of the shapes using  $\frac{1}{4}$ ,  $\frac{1}{3}$ , or  $\frac{1}{2}$ .

