



Dinosaur Tally

Use tally marks to show how many objects are in each box. Then circle the number that shows how many.




Three T-Rex dinosaurs are shown in a box. Below them is an empty rectangular box for tally marks, and a row of numbers 1 through 5 for selection.

1 2 3 4 5




Five Stegosaurus dinosaurs are shown in a box. Below them is an empty rectangular box for tally marks, and a row of numbers 1 through 5 for selection.

1 2 3 4 5




Four T-Rex dinosaurs are shown in a box. Below them is an empty rectangular box for tally marks, and a row of numbers 1 through 5 for selection.

1 2 3 4 5




Two Brachiosaurus dinosaurs are shown in a box. Below them is an empty rectangular box for tally marks, and a row of numbers 1 through 5 for selection.

1 2 3 4 5



Five Triceratops dinosaurs are shown in a box. Below them is an empty rectangular box for tally marks, and a row of numbers 1 through 5 for selection.

1 2 3 4 5



One Diplodocus dinosaur is shown in a box. Below it is an empty rectangular box for tally marks, and a row of numbers 1 through 5 for selection.

1 2 3 4 5

Dinosaur Tally answer key

Dinosaur Tally

Name _____

Dinosaur Tally

Use tally marks to show how many objects are in each box. Then circle the number that shows how many.

1 2 3 4 5

1 2 3 4 5

1 2 3 4 5

1 2 3 4 5

1 2 3 4 5

1 2 3 4 5

Copyright ©2009 T. Smith Publishing. All rights reserved.

www.tlsbooks.com
Graphics ©2009 JupiterImages Corp.