

# Beginning Fractions

Worksheet 4

Read and follow the directions.

1. Divide the rectangle into thirds.

Shade two thirds.

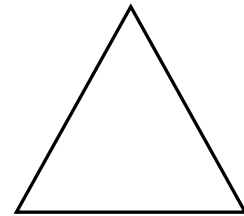
What fractional part is not shaded? \_\_\_\_\_



2. Divide the triangle into two equal parts.

Shade one part.


What fractional part is not shaded? \_\_\_\_\_



3. Divide the square into fourths.

Shade three parts.


What fractional part is not shaded? \_\_\_\_\_



4. Divide the circle in half.

Shade one part.

What fractional part is not shaded? \_\_\_\_\_



5. Divide the rectangle into fourths.

Shade two parts.

What fractional part is not shaded? \_\_\_\_\_



6. Divide the square into thirds.

Shade one part.

What fractional part is not shaded? \_\_\_\_\_



Beginning Fractions  
Worksheet 4

Answer Key

## Beginning Fractions

Worksheet 4

Read and follow the directions.

1. Divide the rectangle into thirds.  
Shade two thirds.

What fractional part is not shaded?

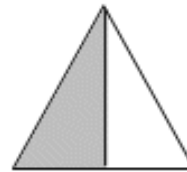
$$\frac{1}{3}$$



2. Divide the triangle into two equal parts.  
Shade one part.

What fractional part is not shaded?

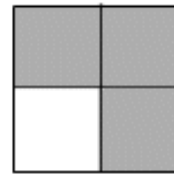
$$\frac{1}{2}$$



3. Divide the square into fourths.  
Shade three parts.

What fractional part is not shaded?

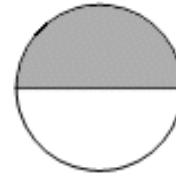
$$\frac{1}{4}$$



4. Divide the circle in half.  
Shade one part.

What fractional part is not shaded?


$$\frac{1}{2}$$



5. Divide the rectangle into fourths.  
Shade two parts.

What fractional part is not shaded?

$$\frac{2}{4}$$



6. Divide the square into thirds.  
Shade one part.

What fractional part is not shaded?

$$\frac{2}{3}$$

